

SMD Power Inductor

CDRH64B



Description

- Ferrite drum core construction
- Magnetically unshielded
- LxWxH:6.9x6.5 x 5.0mm Max.
- Product weight: 0.58g(Ref.)
- Moisture Sensitivity Level: 1
- RoHS compliance



Environmental Data

- Operating temperature range: -40°C ~ +100°C (including coil's self-temperature rise)
- Storage temperature range: -40°C ~ +100°C
- Solder reflow temperature: 260 °C peak

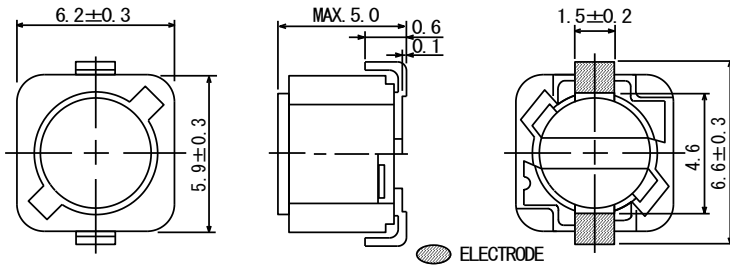
Packaging

- Carrier tape and reel packaging
- 12.9" diameter reel
- 1000pcs per reel

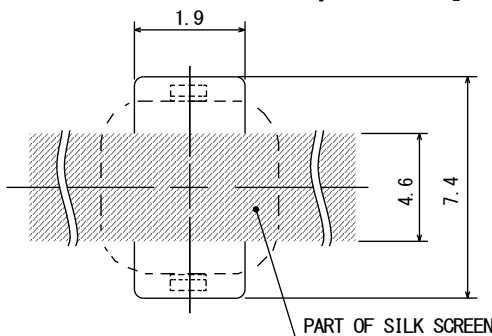
Applications

- Ideally used in Notebook PC, LCD TV, game machine, HDD, DSC/DVC, etc. as DC-DC converter inductors

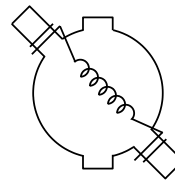
Dimension - [mm]



Recommended Land pattern - [mm]



Wire Connection



No vias and traces in the restricted area underneath the coil

SMD Power Inductor

CDRH64B



Electrical Characteristics

Part Name	Stamp	Inductance (μ H) [within] ※1	D.C.R. (Ω) Max. (Typ.) (at 20°C)	Rated Current (A) ※2
CDRH64BNP-100MC-B	100	10 \pm 20%	0.12 (88m)	1.35
CDRH64BNP-120MC-B	120	12 \pm 20%	0.13 (97m)	1.20
CDRH64BNP-150MC-B	150	15 \pm 20%	0.18 (0.13)	1.10
CDRH64BNP-180MC-B	180	18 \pm 20%	0.24 (0.18)	1.00
CDRH64BNP-220MC-B	220	22 \pm 20%	0.27 (0.20)	0.91
CDRH64BNP-270MC-B	270	27 \pm 20%	0.30 (0.22)	0.82
CDRH64BNP-330MC-B	330	33 \pm 20%	0.33 (0.25)	0.75
CDRH64BNP-390MC-B	390	39 \pm 20%	0.37 (0.27)	0.69
CDRH64BNP-470MC-B	470	47 \pm 20%	0.52 (0.38)	0.62
CDRH64BNP-560MC-B	560	56 \pm 20%	0.56 (0.41)	0.58
CDRH64BNP-680MC-B	680	68 \pm 20%	0.63 (0.47)	0.52
CDRH64BNP-820MC-B	820	82 \pm 20%	0.71 (0.53)	0.47
CDRH64BNP-101MC-B	101	100 \pm 20%	1.03 (0.76)	0.43
CDRH64BNP-121MC-B	121	120 \pm 20%	1.15 (0.85)	0.39
CDRH64BNP-151MC-B	151	150 \pm 20%	1.68 (1.29)	0.35
CDRH64BNP-181MC-B	181	180 \pm 20%	1.87 (1.44)	0.32
CDRH64BNP-221MC-B	221	220 \pm 20%	2.08 (1.60)	0.29
CDRH64BNP-271MC-B	271	270 \pm 20%	2.37 (1.82)	0.26
CDRH64BNP-331MC-B	331	330 \pm 20%	2.67 (2.05)	0.23
CDRH64BNP-391MC-B	391	390 \pm 20%	2.94 (2.26)	0.22
CDRH64BNP-471MC-B	471	470 \pm 20%	3.93 (3.02)	0.20
CDRH64BNP-561MC-B	561	560 \pm 20%	5.43 (4.18)	0.18
CDRH64BNP-681MC-B	681	680 \pm 20%	7.32 (5.63)	0.17
CDRH64BNP-821MC-B	821	820 \pm 20%	8.24 (6.34)	0.15
CDRH64BNP-102MC-B	102	1000 \pm 20%	9.26 (7.13)	0.14

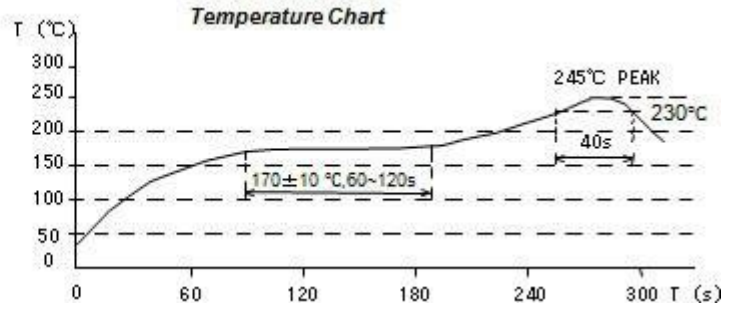
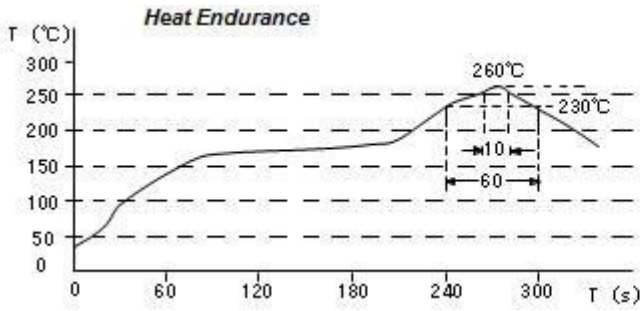
※1. Inductance measuring condition: at 1 kHz

※2. Rated current: The DC current at which the inductance decreases to 75% of its nominal value or when $\Delta t=40^{\circ}\text{C}$, whichever is lower ($T_a=20^{\circ}\text{C}$).

SMD Power Inductor CDRH64B



Solder Reflow Condition



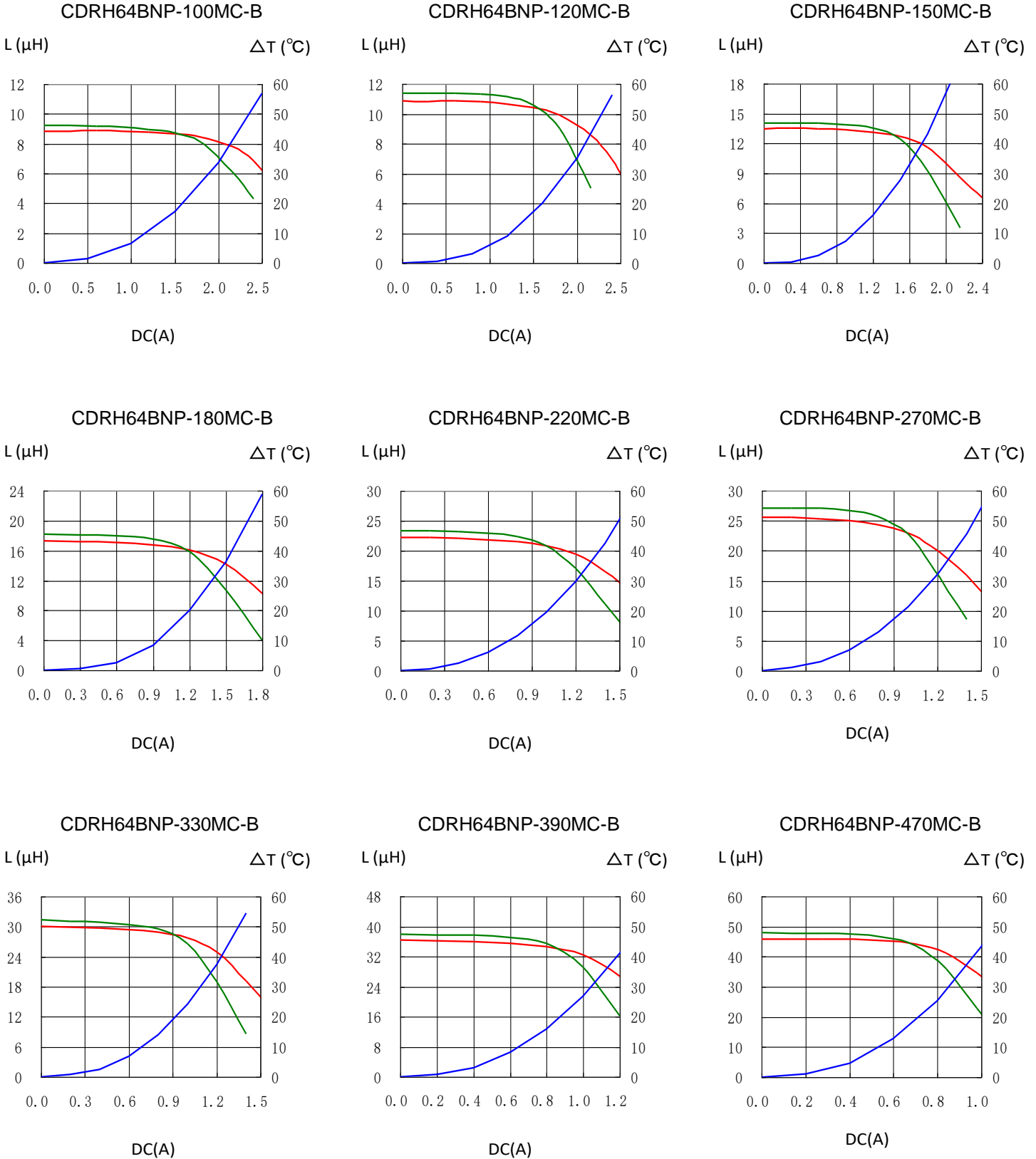
SMD Power Inductor

CDRH64B



Saturation Current & Temperature Rise Graph

— L (20°C) — L (100°C) — ΔT



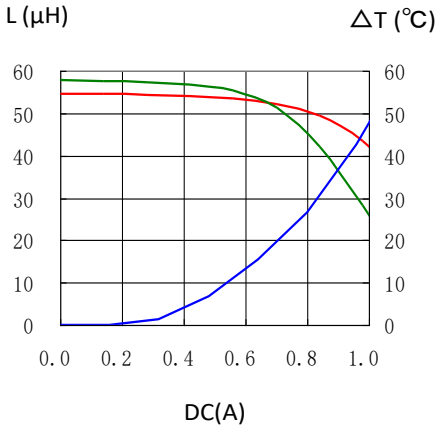
Note: This specification is subject to change without notice. Please contact your nearest sales office for updated information when placing an order.

SMD Power Inductor

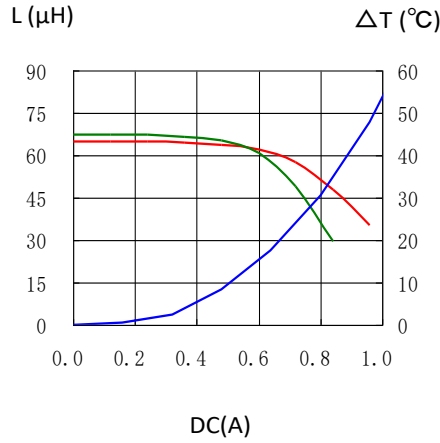
CDRH64B



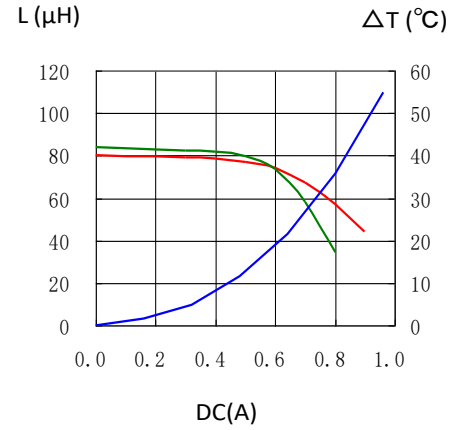
CDRH64BNP-560MC-B



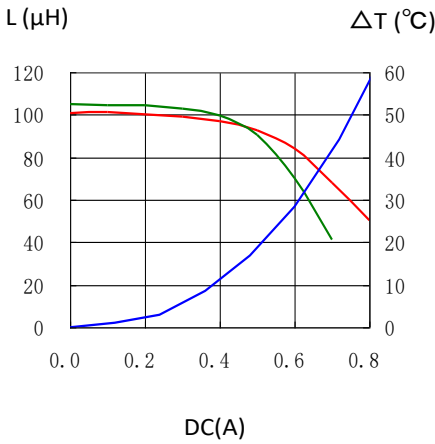
CDRH64BNP-680MC-B



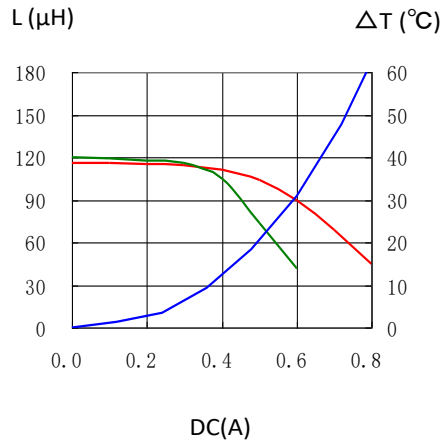
CDRH64BNP-820MC-B



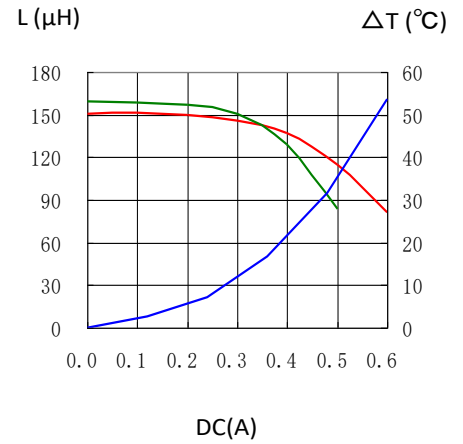
CDRH64BNP-101MC-B



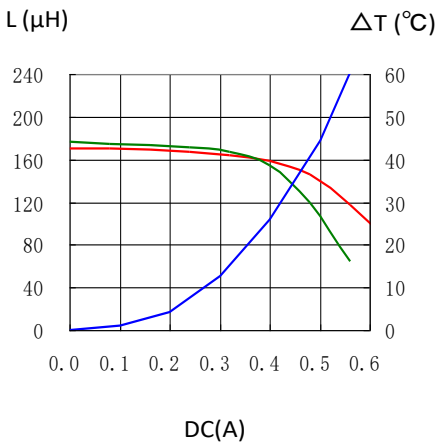
CDRH64BNP-121MC-B



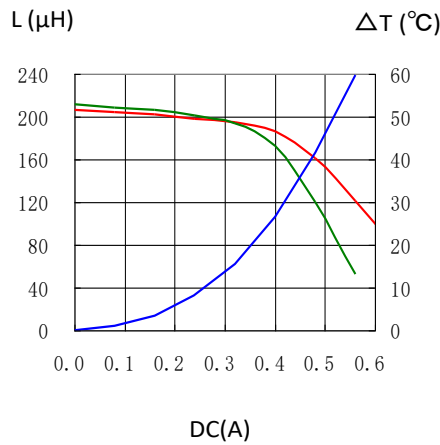
CDRH64BNP-151MC-B



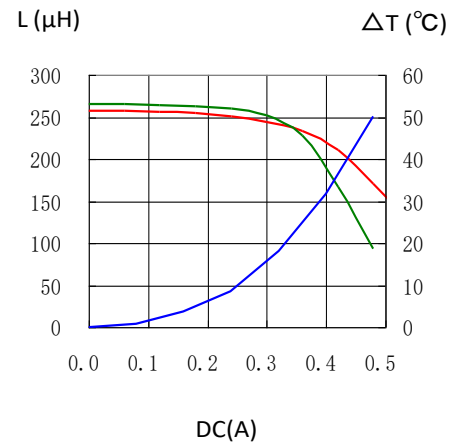
CDRH64BNP-181MC-B



CDRH64BNP-221MC-B



CDRH64BNP-271MC-B

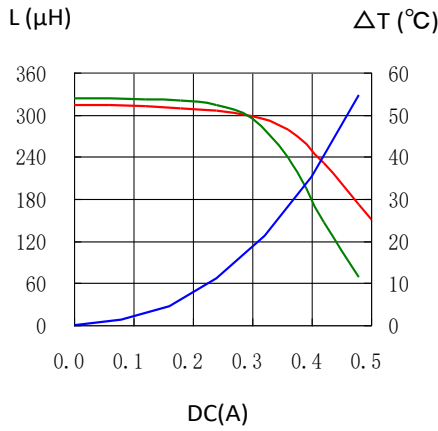


SMD Power Inductor

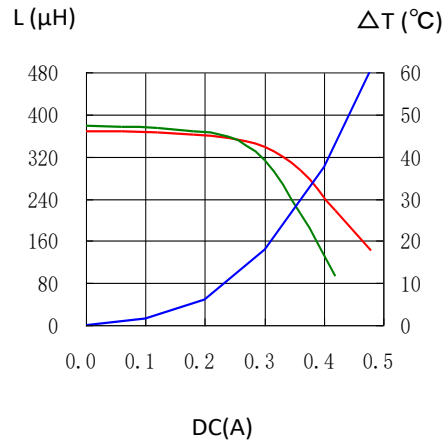
CDRH64B



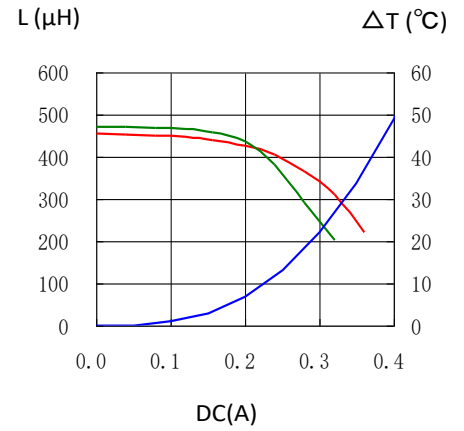
CDRH64BNP-331MC-B



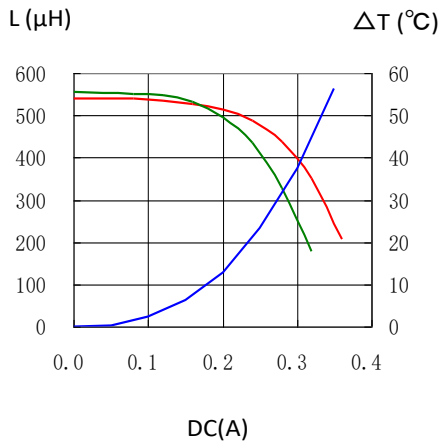
CDRH64BNP-391MC-B



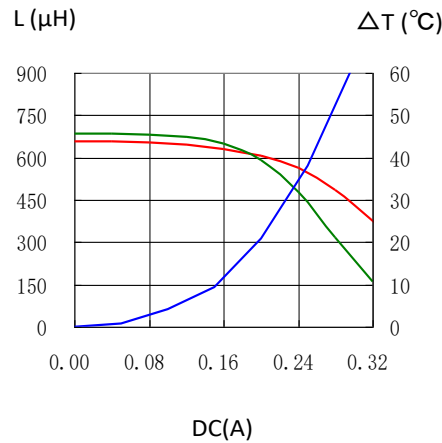
CDRH64BNP-471MC-B



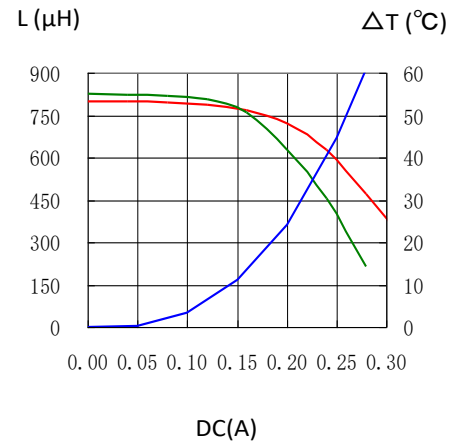
CDRH64BNP-561MC-B



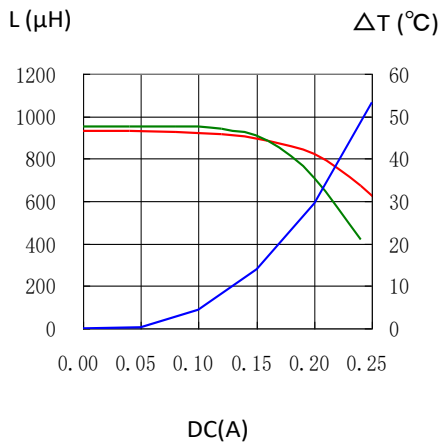
CDRH64BNP-681MC-B



CDRH64BNP-821MC-B



CDRH64BNP-102MC-B



For sales office information, please [click here](#) to visit our website.