

PIN Power Inductor



RCH-895



Description

- Ferrite drum core construction
- Magnetically unshielded
- LxWxH: 8.3x8.3x9.5mm Max.
- Product weight: 1.8 g(Ref.)
- Moisture Sensitivity Level: 1



Environmental Data

- Operating temperature range: -40°C~+100°C (including coil's self temperature rise)
- Storage temperature range: -40°C~+100°C

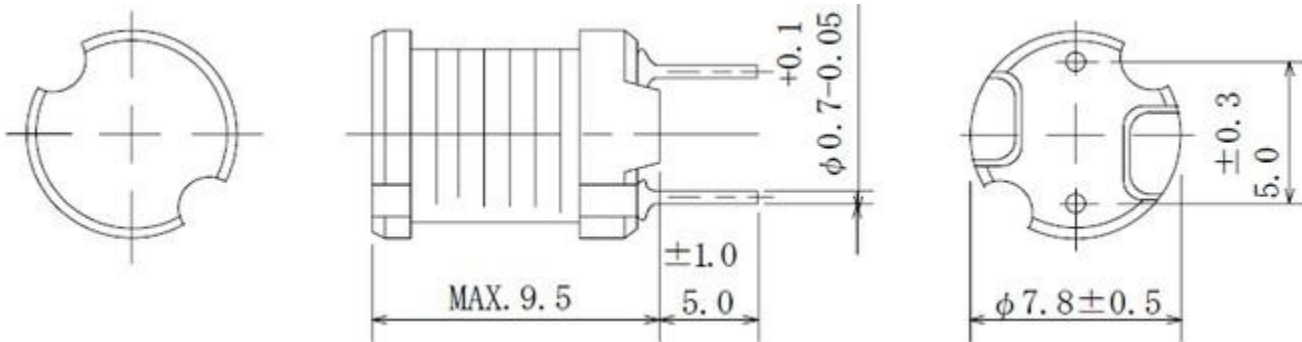
Packaging

- 100pcs/box

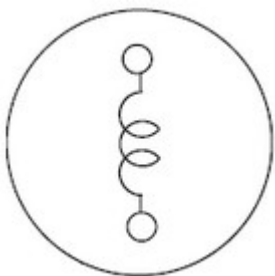
Applications

- Ideally used in printers, LCD TV, DVD, copy machine, mainboard of the compounding machines etc. as DC-DC converter inductors

Dimension - [mm]



Wire Connection



Note: This specification is subject to change without notice. Please contact your nearest sales office for updated information when placing an order.



Electrical Characteristics

Part Number	Inductance [Within] (μ H) ※1	D.C.R. at 20°C Max.(Typ.) (m Ω)	Saturation Current (A) Max.(Typ.) ※2	Temperature Rise Current (A) Max.(Typ.) ※3
RCH895NP-2R5M	2.50 \pm 20%	13.70 (10.00)	5.00 (6.50)	(6.30)
RCH895NP-3R2M	3.20 \pm 20%	15.30 (10.60)	4.50 (6.00)	(6.10)
RCH895NP-3R8M	3.80 \pm 20%	16.40 (11.70)	4.10 (5.40)	(5.80)
RCH895NP-4R6M	4.60 \pm 20%	18.50 (12.90)	3.70 (5.00)	(5.40)
RCH895NP-5R5M	5.50 \pm 20%	20.20 (14.00)	3.40 (4.50)	(5.10)
RCH895NP-6R5M	6.50 \pm 20%	20.80 (15.20)	3.20 (4.20)	(4.90)
RCH895NP-7R7M	7.70 \pm 20%	22.40 (16.70)	2.90 (3.90)	(4.80)
RCH895NP-9R2M	9.20 \pm 20%	24.10 (17.50)	2.70 (3.50)	(4.70)
RCH895NP-100M	10.00 \pm 20%	40.00 (21.00)	2.60 (3.30)	(4.50)
RCH895NP-120M	12.00 \pm 20%	40.00 (23.00)	2.60 (3.20)	(4.00)
RCH895NP-150K	15.00 \pm 10%	50.00 (29.00)	2.10 (2.60)	(3.90)
RCH895NP-180K	18.00 \pm 10%	50.00 (31.00)	2.00 (2.45)	(3.50)
RCH895NP-220K	22.00 \pm 10%	60.00 (35.00)	1.70 (2.20)	(3.20)
RCH895NP-270K	27.00 \pm 10%	60.00 (41.00)	1.60 (2.00)	(3.10)
RCH895NP-330K	33.00 \pm 10%	70.00 (51.00)	1.40 (1.80)	(2.70)
RCH895NP-390K	39.00 \pm 10%	80.00 (57.00)	1.40 (1.70)	(2.50)
RCH895NP-470K	47.00 \pm 10%	100 (76.00)	1.30 (1.50)	(2.10)
RCH895NP-560K	56.00 \pm 10%	110 (83.00)	1.20 (1.40)	(2.00)
RCH895NP-680K	68.00 \pm 10%	140 (110)	1.10 (1.30)	(1.70)
RCH895NP-820K	82.00 \pm 10%	160 (123)	1.00 (1.20)	(1.60)
RCH895NP-101K	100 \pm 10%	190 (151)	0.90 (1.05)	(1.50)
RCH895NP-121K	120 \pm 10%	220 (172)	0.82 (0.96)	(1.30)
RCH895NP-151K	150 \pm 10%	270 (219)	0.74 (0.86)	(1.20)
RCH895NP-181K	180 \pm 10%	310 (250)	0.71 (0.78)	(1.10)
RCH895NP-221K	220 \pm 10%	380 (311)	0.64 (0.70)	(1.00)
RCH895NP-271K	270 \pm 10%	530 (431)	0.57 (0.65)	(0.85)
RCH895NP-331K	330 \pm 10%	610 (487)	0.51 (0.58)	(0.80)
RCH895NP-391K	390 \pm 10%	690 (556)	0.48 (0.53)	(0.75)
RCH895NP-471K	470 \pm 10%	890 (729)	0.43 (0.48)	(0.68)
RCH895NP-561K	560 \pm 10%	1010 (826)	0.40 (0.43)	(0.62)
RCH895NP-681K	680 \pm 10%	1180 (954)	0.35 (0.39)	(0.56)
RCH895NP-821K	820 \pm 10%	1570 (1290)	0.32 (0.37)	(0.48)
RCH895NP-102K	1000 \pm 10%	1840 (1500)	0.30 (0.32)	(0.47)
RCH895NP-122K	1200 \pm 10%	2100 (1710)	0.27 (0.30)	(0.45)

Note: This specification is subject to change without notice. Please contact your nearest sales office for updated information when placing an order.

PIN Power Inductor



RCH-895



Part Number	Inductance [Within] (μ H) ※1	D.C.R. at 20°C Max.(Typ.) (m Ω)	Saturation Current (A) Max.(Typ.) ※2	Temperature Rise Current (A) Max.(Typ.) ※3
RCH895NP-152K	1500 \pm 10%	2800 (2280)	0.23 (0.26)	(0.36)
RCH895NP-182K	1800 \pm 10%	3210 (2620)	0.21 (0.24)	(0.35)
RCH895NP-222K	2200 \pm 10%	4210 (3440)	0.19 (0.22)	(0.30)
RCH895NP-272K	2700 \pm 10%	4940 (4030)	0.17 (0.20)	(0.28)
RCH895NP-332K	3300 \pm 10%	6160 (5410)	0.15 (0.18)	(0.23)
RCH895NP-392K	3900 \pm 10%	6840 (6110)	0.14 (0.17)	(0.22)
RCH895NP-472K	4700 \pm 10%	7890 (6910)	0.13 (0.15)	(0.22)
RCH895NP-562K	5600 \pm 10%	11500 (9390)	0.12 (0.14)	(0.18)
RCH895NP-682K	6800 \pm 10%	13200 (10900)	0.11 (0.13)	(0.17)
RCH895NP-822K	8200 \pm 10%	15300 (12500)	0.10 (0.11)	(0.15)
RCH895NP-103K	10000 \pm 10%	22000 (17700)	0.089 (0.10)	(0.13)
RCH895NP-123K	12000 \pm 10%	25000 (19900)	0.073 (0.098)	(0.12)
RCH895NP-153K	15000 \pm 10%	29100 (23300)	0.068 (0.087)	(0.12)
RCH895NP-183K	18000 \pm 10%	38900 (30900)	0.066 (0.08)	(0.10)
RCH895NP-223K	22000 \pm 10%	44900 (35400)	0.059 (0.072)	(0.09)
RCH895NP-273K	27000 \pm 10%	55700 (47100)	0.052 (0.065)	(0.07)
RCH895NP-333K	33000 \pm 10%	64200 (54400)	0.048 (0.06)	(0.068)
RCH895NP-393K	39000 \pm 10%	74200 (62500)	0.042 (0.054)	(0.062)
RCH895NP-473K	47000 \pm 10%	96400 (80800)	0.038 (0.05)	(0.054)

※1: Inductance measuring frequency: 2.5 μ H ~ 9.2 μ H at 7.96MHz; 10 μ H ~ 82 μ H at 2.52MHz; 100 μ H ~ 47mH at 1kHz.

※2: Saturation current: This indicates the value of D.C. current when the inductance becomes 10% lower than its initial value.

※3: Temperature rise current: The actual current when temperature of coil becomes $\Delta T=40^{\circ}\text{C}$. ($T_a=20^{\circ}\text{C}$)

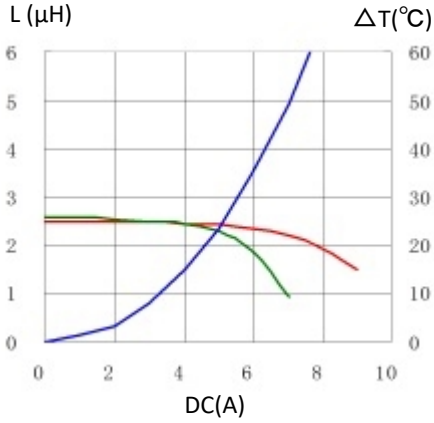
PIN Power Inductor

RCH-895

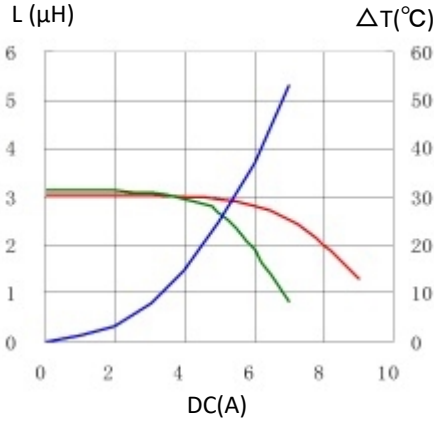


Saturation Current & Temperature Rise Graph

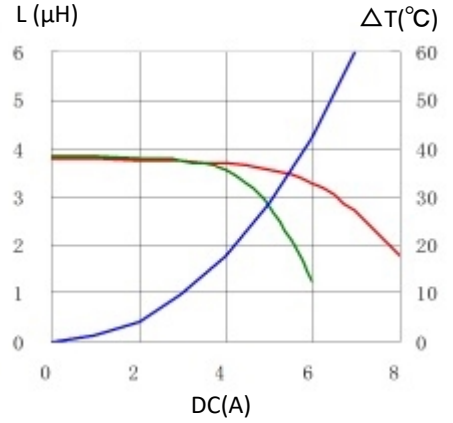
1. RCH895NP-2R5M



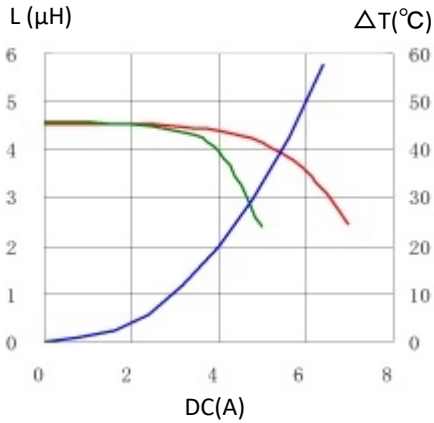
2. RCH895NP-3R2M



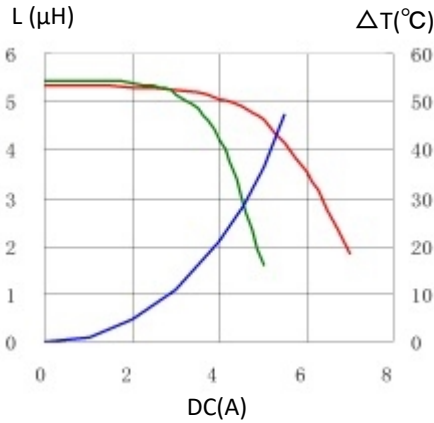
3. RCH895NP-3R8M



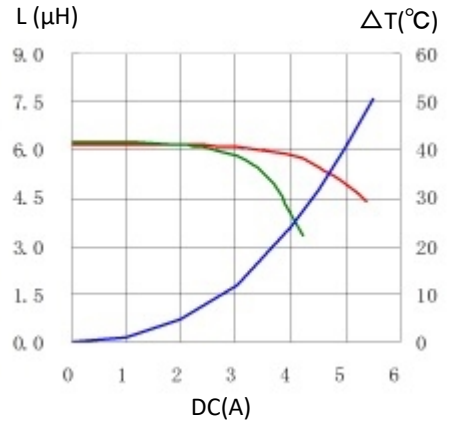
4. RCH895NP-4R6M



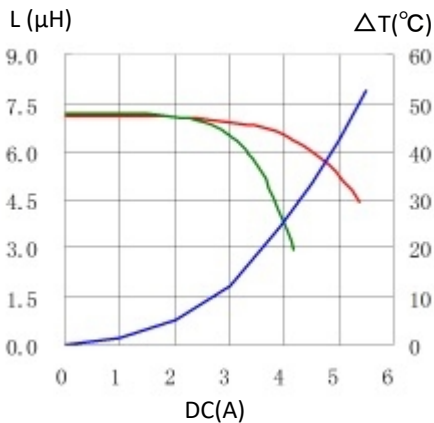
5. RCH895NP-5R5M



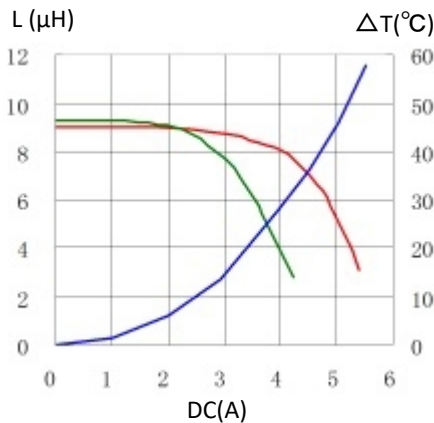
6. RCH895NP-6R5M



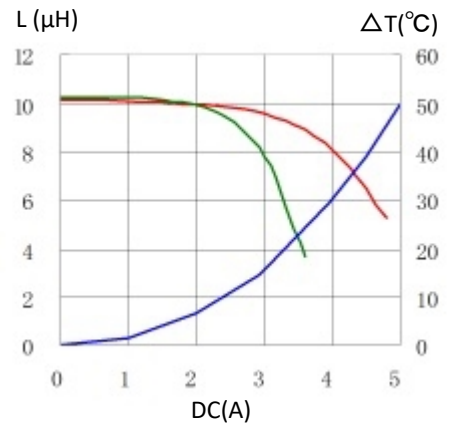
7. RCH895NP-7R7M



8. RCH895NP-9R2M



9. RCH895NP-100M



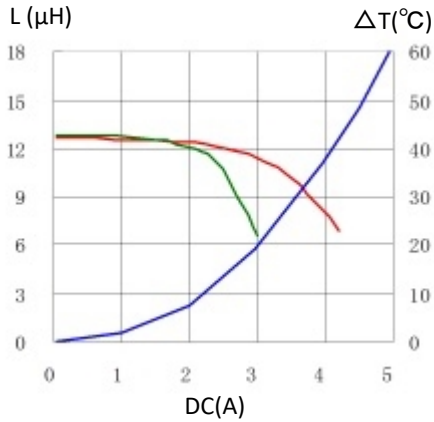
Note: This specification is subject to change without notice. Please contact your nearest sales office for updated information when placing an order.

PIN Power Inductor

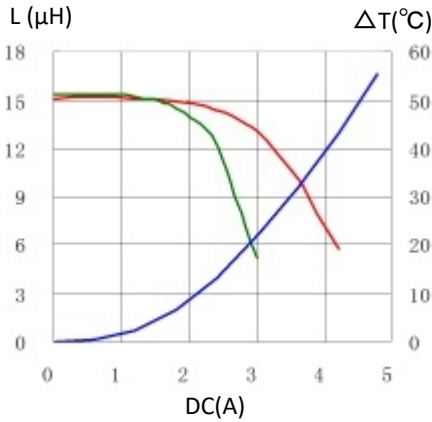
RCH-895



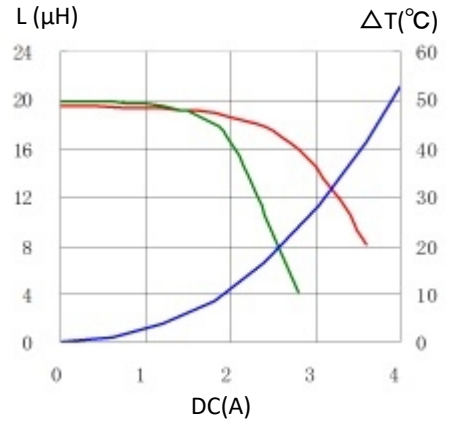
10. RCH895NP-120M



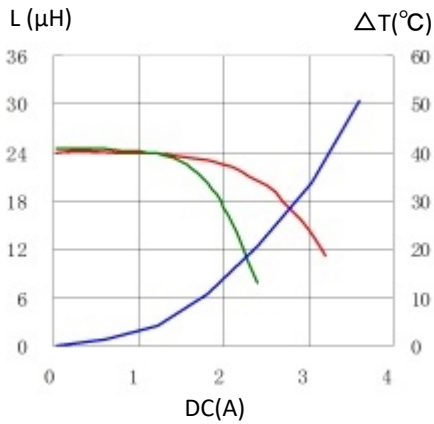
11. RCH895NP-150K



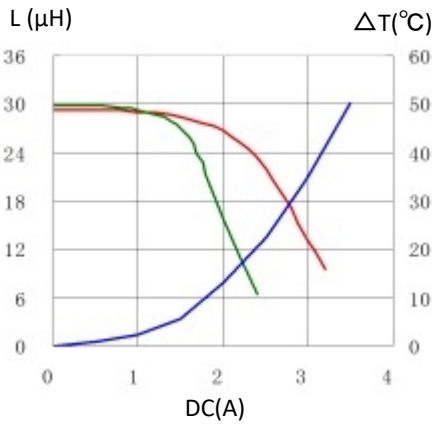
12. RCH895NP-180K



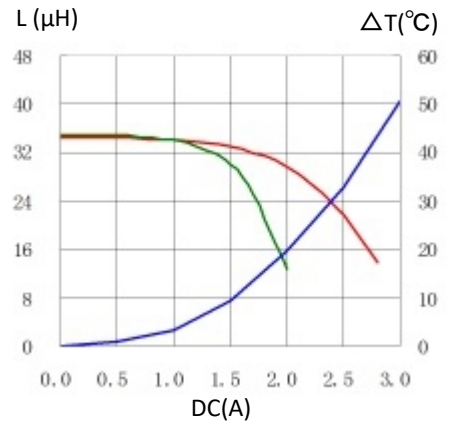
13. RCH895NP-220K



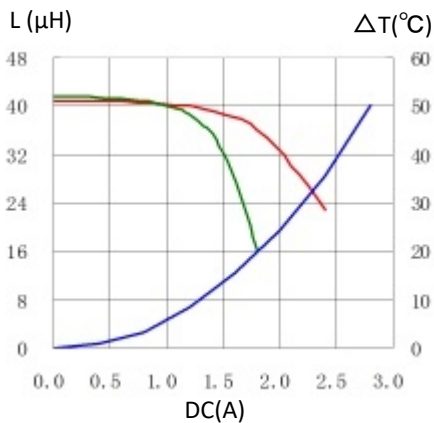
14. RCH895NP-270K



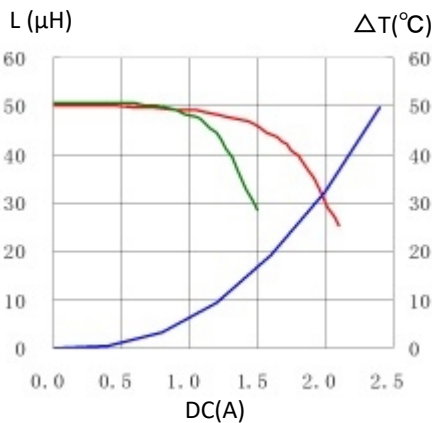
15. RCH895NP-330K



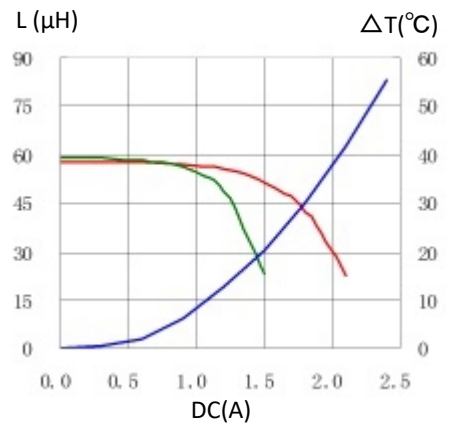
16. RCH895NP-390K



17. RCH895NP-470K



18. RCH895NP-560K

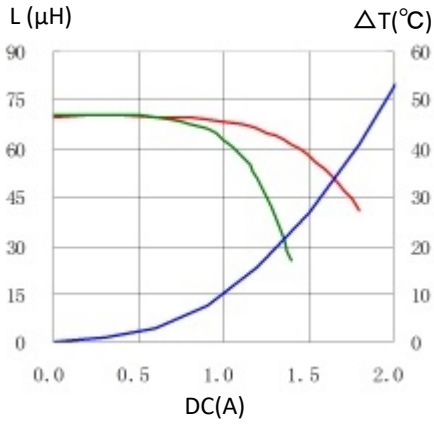


PIN Power Inductor

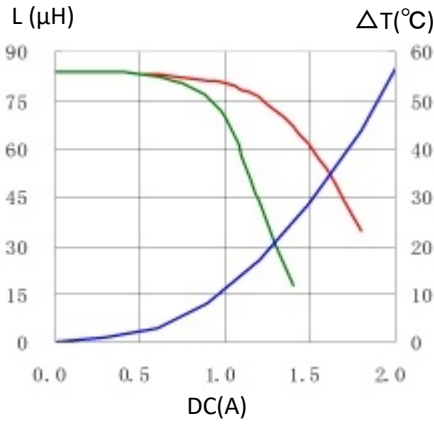
RCH-895



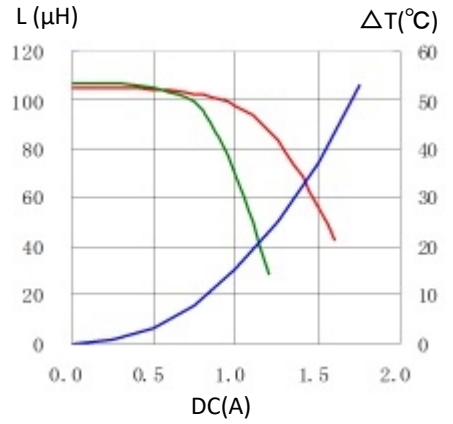
19. RCH895NP-680K



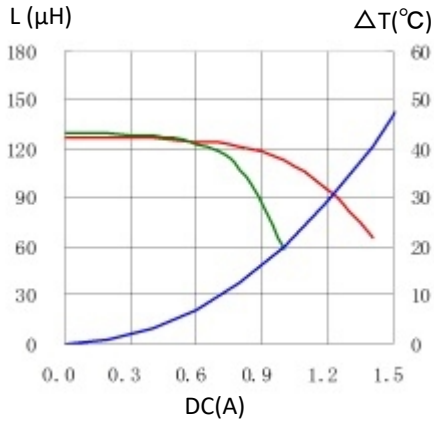
20. RCH895NP-820K



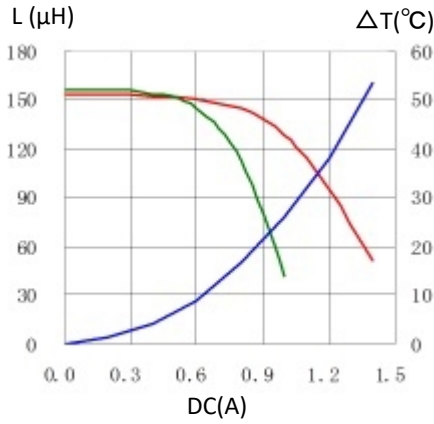
21. RCH895NP-101K



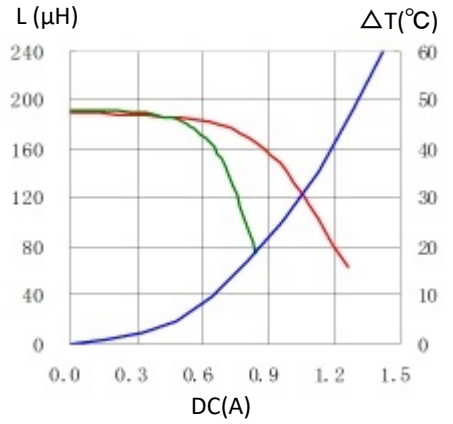
22. RCH895NP-121K



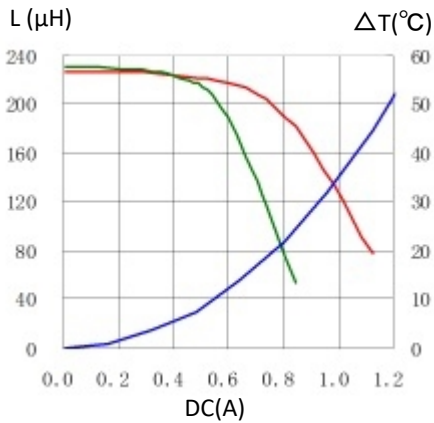
23. RCH895NP-151K



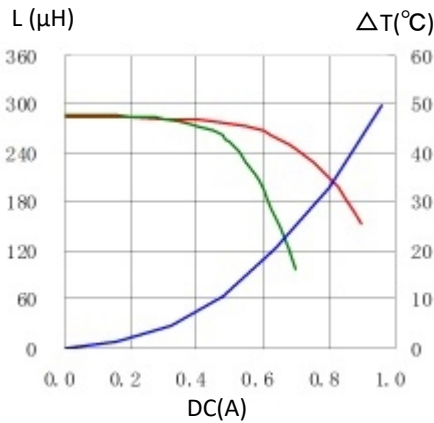
24. RCH895NP-181K



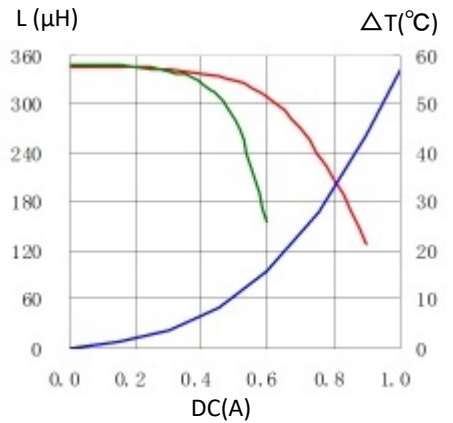
25. RCH895NP-221K



26. RCH895NP-271K



27. RCH895NP-331K

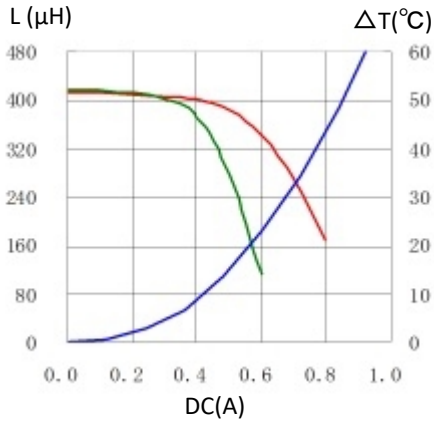


PIN Power Inductor

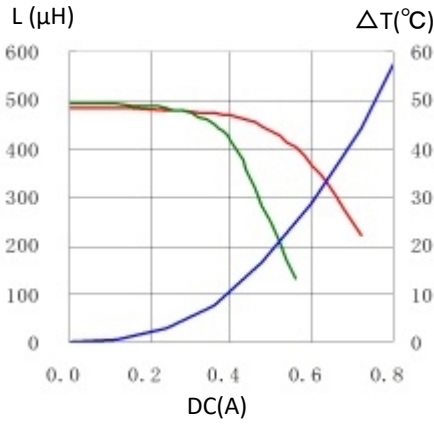
RCH-895



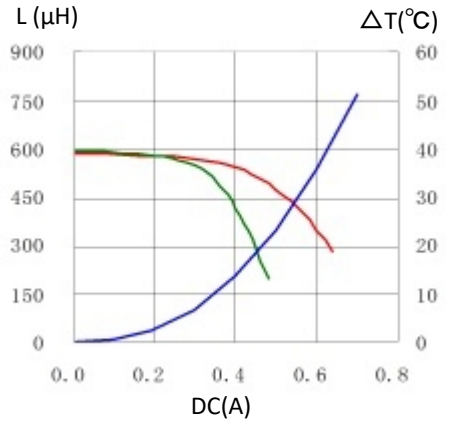
28. RCH895NP-391K



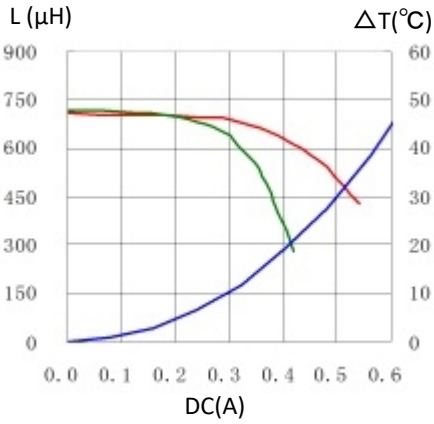
29. RCH895NP-471K



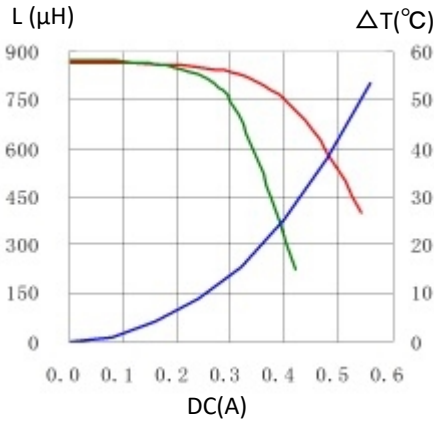
30. RCH895NP-561K



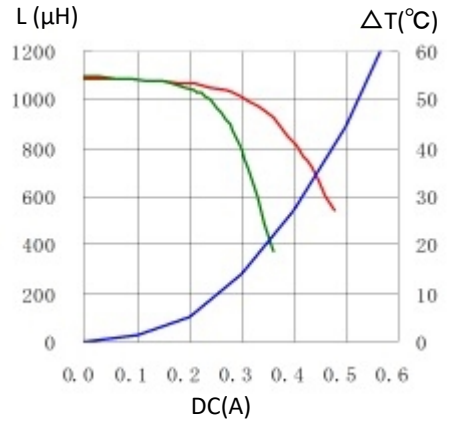
31. RCH895NP-681K



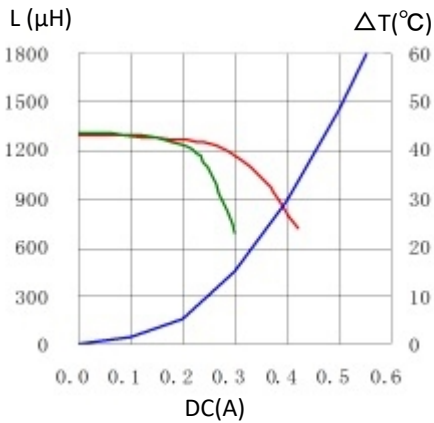
32. RCH895NP-821K



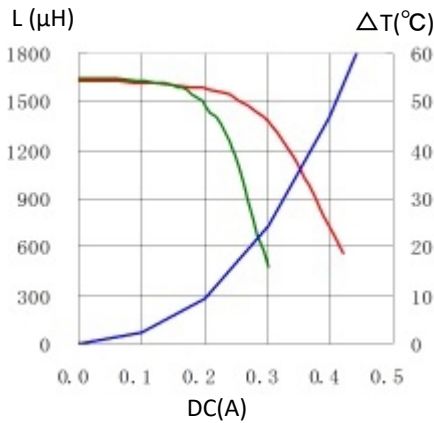
33. RCH895NP-102K



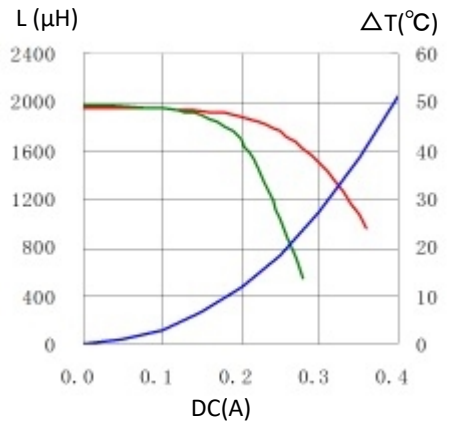
34. RCH895NP-122K



35. RCH895NP-152K



36. RCH895NP-182K

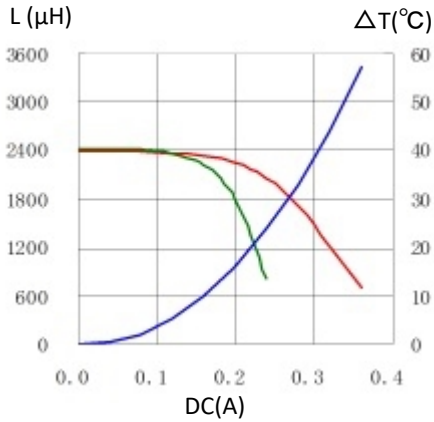


PIN Power Inductor

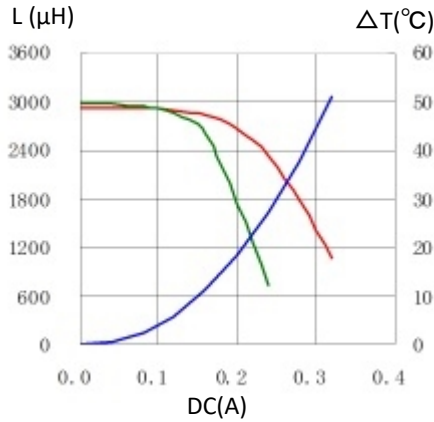
RCH-895



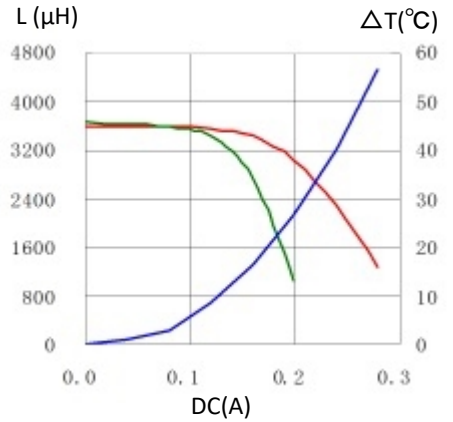
37. RCH895NP-222K



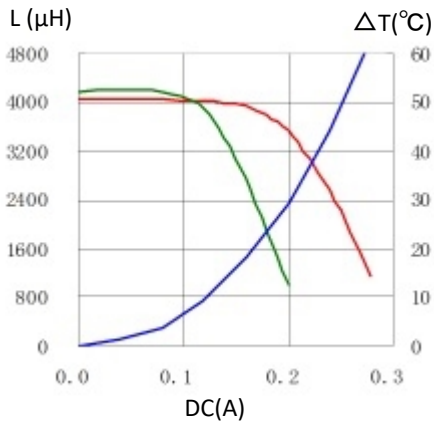
38. RCH895NP-272K



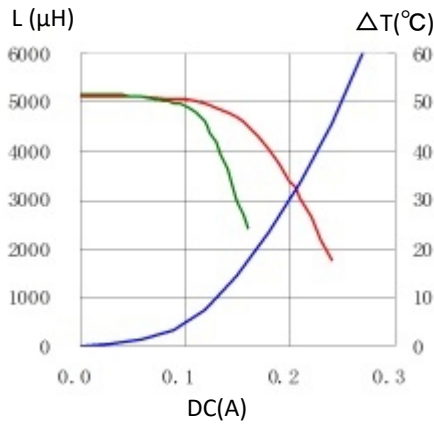
39. RCH895NP-332K



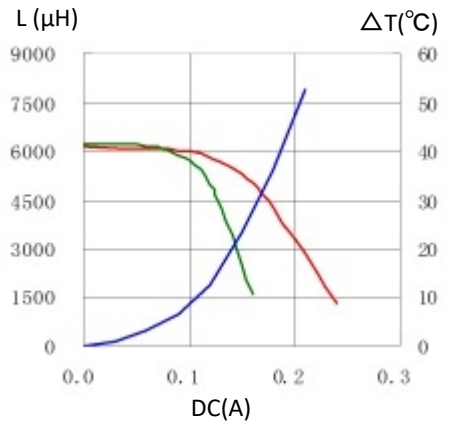
40. RCH895NP-392K



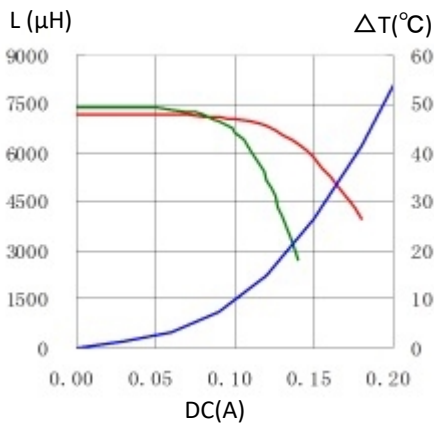
41. RCH895NP-472K



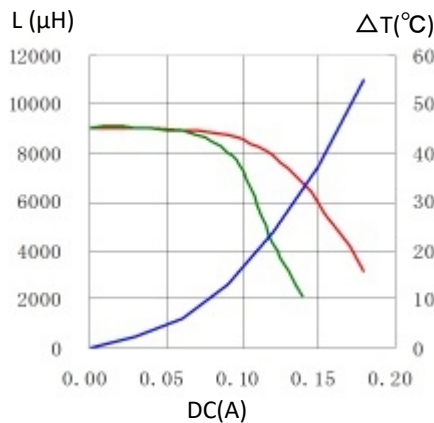
42. RCH895NP-562K



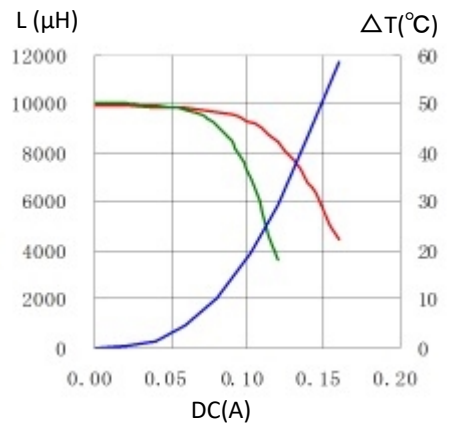
43. RCH895NP-682K



44. RCH895NP-822K



45. RCH895NP-103K

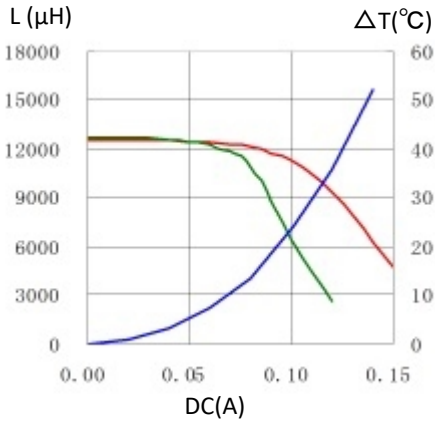


PIN Power Inductor

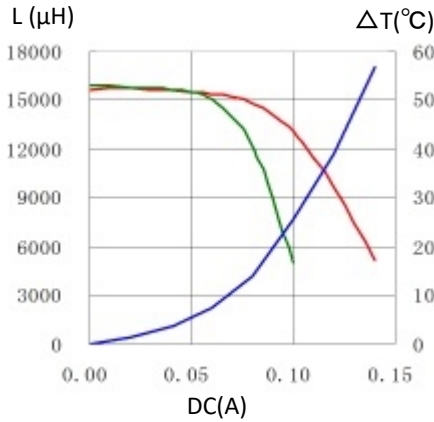
RCH-895



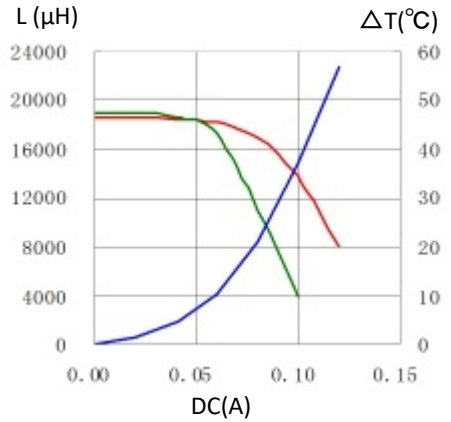
46. RCH895NP-123K



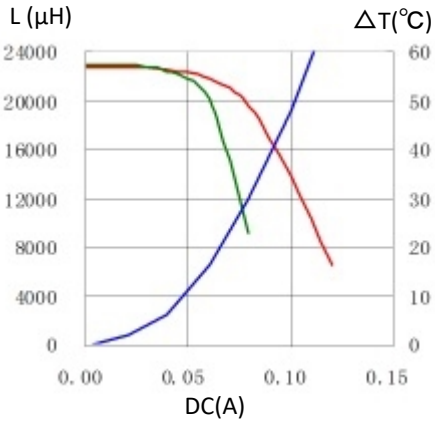
47. RCH895NP-153K



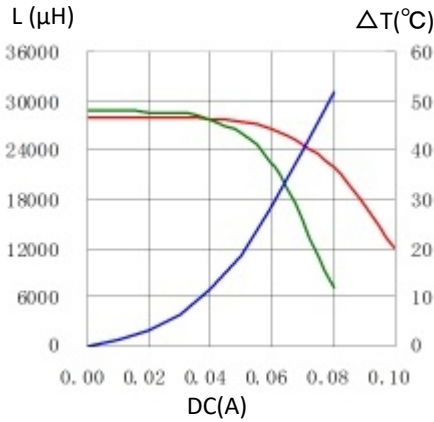
48. RCH895NP-183K



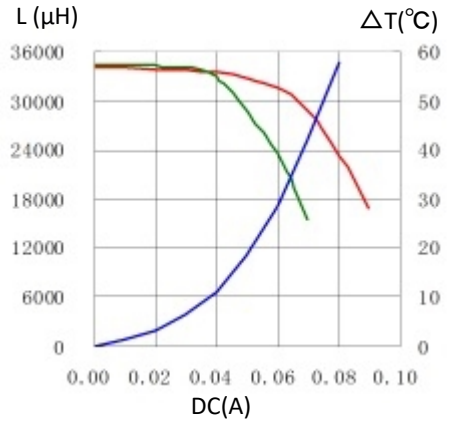
49. RCH895NP-223K



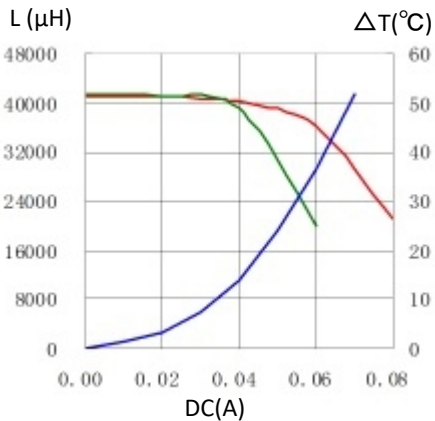
50. RCH895NP-273K



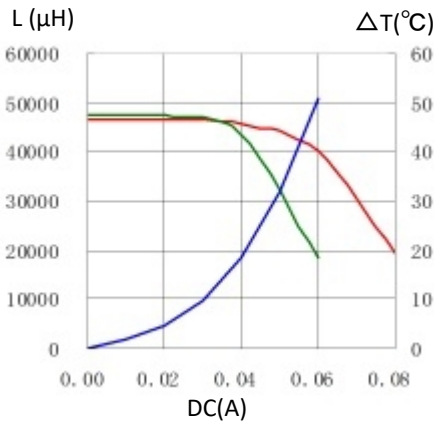
51. RCH895NP-333K



52. RCH895NP-393K



53. RCH895NP-473K



For sales office information, please [click here](#) to visit our website.